

THE POSSESSION REPORT

POWERED BY PBiR

COMPLETE GAME RECAP · MICHIGAN 69 — UCONN 63

NCAA National Championship — a complete possession-by-possession breakdown of the game.

Dear Reader,

Thank you for opening The Possession Report. Before you turn the page, let me tell you what you're holding — and how to read it.

This is **not a box score**. A box score tells you **what happened** — the points, the rebounds, the totals. This report tells you what it **meant**. Every possession in the game was graded for what it was actually worth, then turned into one clear picture of who moved the game and who didn't.

We call the engine behind it **PBiR**. You won't find a formula in these pages, and that's on purpose — the math is ours. What we hand you are the **results**: the scores, the rankings, and a simple read, on every page, of who added value and who cost it.

▲
ADDS VALUE

The play, player, or unit moved the game forward.

▼
COSTS VALUE

It set the team back — a stop, a turnover, a miss.

✓
CERTIFIED 100%

All available data captured — or marked Not Available.

A couple of things make it an easy read:

- ◆ You can land on **any page** and the labels tell you exactly what you're looking at — no decoder needed.
- ◆ It's built entirely from official box scores and play-by-play — nothing hidden, nothing padded, nothing fabricated.

The idea is simple, and it comes from a lifetime around the game: anybody can count what happened. Winning comes from understanding what it meant. That's what this report is built to show you — the way a coach sees a game.

If anything doesn't make sense, that's on us, not you — reach out anytime. Thank you for your time, and for trusting us with it.

Sincerely,

Herman Johnson Jr.

Founder · The Possession Report, powered by PBiR

EXPANDED EDITION · COLLEGE FORMAT

Postgame Possession Report

NCAA NATIONAL CHAMPIONSHIP · MICHIGAN WINS ITS FIRST TITLE SINCE 1989, 69-63,
AND HANDS UCONN ITS FIRST-EVER LOSS IN A CHAMPIONSHIP GAME.

<p>FINAL</p> <p>Michigan 69</p> <p>MICH PBiR +89</p>	<p>CHAMPIONSHIP</p> <p>UConn 63</p> <p>CONN PBiR +39</p>	<p>RESULT</p> <p>Michigan, champions</p> <p>First title since 1989</p>
---	---	---

Every play is logged and played back, and each action is graded across **15 universal basketball events** to produce the PBiR — the Playback Index Rating. **We don't make the facts. We report them.** Breakdowns mark each event ▲ adds value or ▼ costs value; the point values stay proprietary.

Made 3	Made 2	Made FT	Off. rebound	Def. rebound
Assist	Steal	Block	Drawn foul	Missed 3
Missed 2	Missed FT	Turnover	Defensive foul	Offensive foul

WHAT'S INSIDE — THE FOUR PARTS

<p>PART 1 · START HERE</p> <p>The Letter & This Cover</p> <p>What you're holding and how to read it.</p>	<p>PART 2 · PAGES 3-5</p> <p>The Executive Summary</p> <p>The whole game in three pages. Five minutes, fully briefed.</p>	<p>PART 3 · PAGES 6-18</p> <p>The Deep Dive</p> <p>Tale of the Tape Game Flow</p> <p>Game DNA Impact rankings</p> <p>Matchups Efficiency</p> <p>Starters vs Bench</p> <p>Shot Charts Full Breakdowns</p> <p>Spoken Summary</p>	<p>PART 4 · PAGES 19-25</p> <p>The Record & The Coach's Read</p> <p>All 40 minutes graded ten at a time, reconciled to the final — then The Coach's Read: Evidence-Based Adjustments (what the numbers suggest next; you make the call), closed by the game's place in history.</p>
--	---	--	--

HOW TO READ THE THERMOMETER

<p>GREEN</p> <p>Won the minute</p>	<p>RED</p> <p>Lost the minute</p>	<p>YELLOW</p> <p>Tied the minute</p>
---	--	---

Read the standard first — the minute war.

Then drill into the numbers.

DON'T WIN THE HALF. WIN THE MINUTE.

A plain word on what's not here: rotation and lineup on/off analysis is withheld for this game — the college substitution feed carries end-of-half artifacts that do not meet PBiR certification. Nothing un-certified ships.

PART 2 · THE EXECUTIVE SUMMARY

THE GAME IN THREE PAGES

EXECUTIVE SUMMARY · 1 OF 3 — THE WHOLE GAME, AT A GLANCE

Michigan vs UConn

NCAA NATIONAL CHAMPIONSHIP — THE HEADLINE BEFORE THE MINUTE-BY-MINUTE

THE FINAL

MICHIGAN
69
won by 6 · national champions

UCONN
63
points

THE IMPACT · PBIR

MICHIGAN
+89
won the game AND the impact

UCONN
+39
won the box-score categories

THE MINUTE WAR

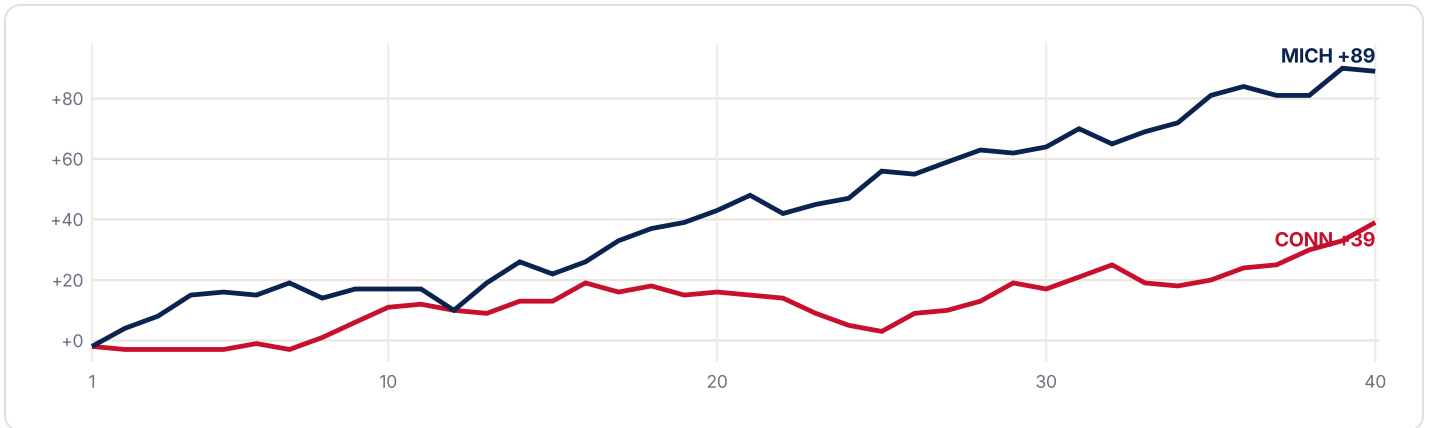
23
minutes Michigan won

16
minutes UConn won

1
minute tied

The takeaway: UConn shot more, made 9 threes to Michigan's 2, and out-rebounded the champions — and still lost both races. Michigan took the minute war 23–16 and the impact +89 to +39: steady, possession-by-possession control that a box score can't see.

CUMULATIVE PBIR BY MINUTE



PBIR BY 10-MINUTE WINDOW · MICH score first

W1 · 1ST TEN
15–16
M +17 · C +11

W2 · 2ND TEN
18–13
M +26 · C +5

W3 · 3RD TEN
15–12
M +21 · C +1

W4 · 4TH TEN
21–22
M +25 · C +22

EXECUTIVE SUMMARY · 2 OF 3

The Game Verdict

The whole report in one page. A coach, player, scout, or sponsor should understand this game in **60 seconds** — then turn the page for the evidence.

Michigan won the title at the free-throw line.

UConn won the glass and the arc; Michigan won the minutes, the line, and the championship, 69–63.

Why Michigan won	Evidence	What it means
The free-throw line	25-28 (89%) vs 12-16	Michigan earned 12 more attempts and cashed them — a 13-point edge at the stripe in a 6-point game
The minute war	23–16 minutes	Michigan won more of the game's 40 minutes — control without a single big run
Ball security	9 turnovers vs 12	Three fewer empty trips, every one of them precious in a one-possession game
Shot quality	21-55 (38%) vs 21-68 (31%)	Same 21 makes on 13 fewer attempts — Michigan traded volume for value
The closing ten	PBiR +25 to +22	UConn's charge cut it to four; Michigan answered every possession that mattered

Why Michigan won

1. Won the line: 25-of-28, including the final four that sealed it
2. Morez Johnson Jr. +30 — the game high: 12 points, 10 boards, 2 blocks
3. Elliot Cadeau +18 — 19 points, Most Outstanding Player
4. Won the minute war 23–16 — control, not streaks
5. First 3 didn't fall until 7:04 into the second half — and they won anyway

Why UConn came up short

1. 9 threes to Michigan's 2, 46–39 on the glass — and a loss
2. 21-of-68 from the field — the lowest-percentage night of their run
3. 11 straight missed threes in the decisive second-half stretch
4. The line: 12-of-16 against Michigan's 25-of-28
5. Karaban's tying-look 3 grazed the rim with 17 seconds left

ONE-SENTENCE VERDICT

UConn counted more rebounds and more threes; Michigan counted more winning possessions — and walked off with the trophy.

EXECUTIVE SUMMARY · 3 OF 3 — THE BOTTOM LINE

The Bottom Line

WHAT THE POSSESSIONS SAY — THE FIVE THINGS THAT DECIDED MICHIGAN 69, UCONN 63

FACTOR	EDGE	WHAT IT MEANT
Free throws	Michigan 25-28, UConn 12-16	A 13-point edge at the stripe decided a 6-point championship.
The minute war	Michigan 23-16	Michigan won more minutes in every stretch of the game but the last.
Shot quality	MICH 21-55 (38%) · CONN 21-68 (31%)	Thirteen fewer attempts, the same 21 makes — better looks all night.
Three-point shooting	CONN 9-33 · MICH 2-15	UConn made 7 more threes; Michigan made 13 more free throws.
The last minute	Ball's 3, Karaban's rim-out, McKenney's 2 FTs	UConn cut it to four with 37 seconds left; Michigan closed at the line.

THE THREE NUMBERS THAT TELL IT



TEN MINUTES AT A TIME (MICH score first)



Bottom line: the box score says UConn out-shot, out-rebounded, and out-threed the champions. The possessions say Michigan won the game everywhere it's actually won — **+89 to +39** on the PBIr, 23-16 in the minute war, and 25-of-28 from the line. The scoreboard says 6; the engine says it was never a coin flip.

PART 3 · THE DEEP DIVE THE EVIDENCE BEHIND THE SUMMARY · PAGES 6-16

DEEP DIVE · TALE OF THE TAPE — FINAL: MICHIGAN 69, UCONN 63

Tale of the Tape

MICHIGAN ★
+89
PBiR Score
Won the game and the impact

UCONN
+39
PBiR Score
Won the categories, lost the game

WHERE THE GAME WAS DECIDED

Michigan	Metric	UConn
+89	PBiR Score	+39
69	Points	63
21-55 (38.2%)	Field Goals	21-68 (30.9%)
2-15 (13.3%)	3-Pointers	9-33 (27.3%)
25-28 (89.3%)	Free Throws	12-16 (75.0%)
39 (12/27)	Rebounds (Off/Def)	46 (22/24)
7	Assists	9
9	Turnovers (fewer better)	12
12	Steals + Blocks	6

The Read: UConn won the glass and the arc — the two loudest columns in any box score — and lost everything that decides championships: shot quality, ball security, the line, and the PBiR +89 to +39. Michigan needed 13 fewer shots to score 6 more points.

TEN MINUTES AT A TIME — WHERE IT SWUNG (MICH score first)

W1 · 1ST TEN
15-16
M +17 · C +11

W2 · 2ND TEN
18-13
M +26 · C +5

W3 · 3RD TEN
15-12
M +21 · C +1

W4 · 4TH TEN
21-22
M +25 · C +22

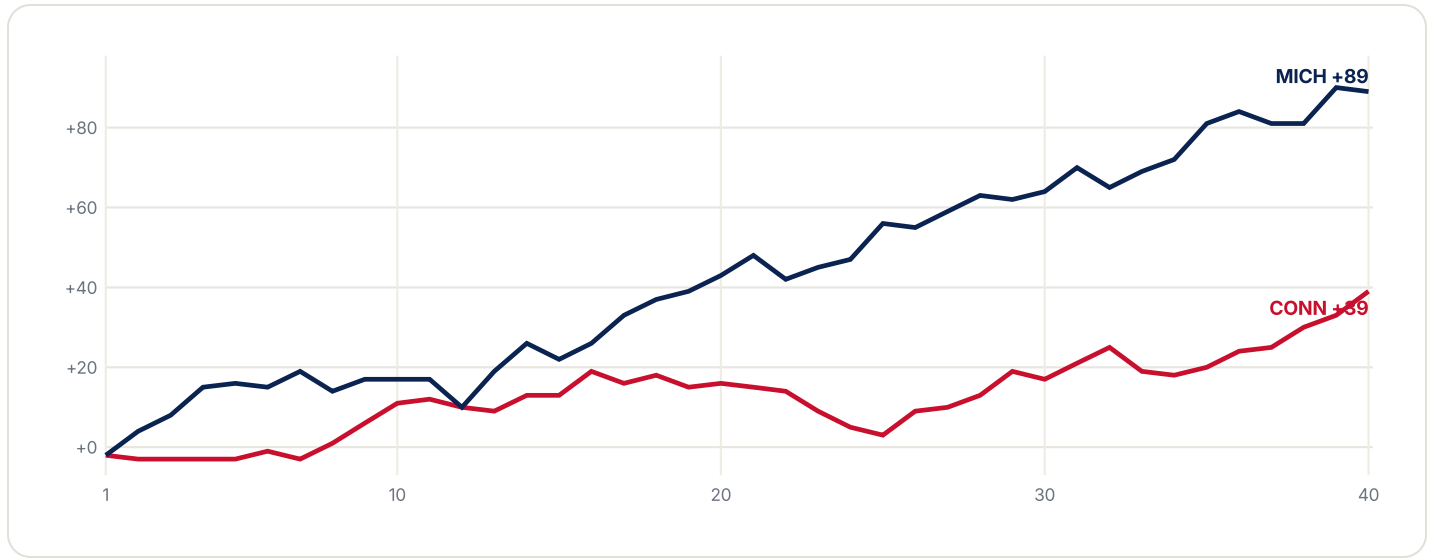
College format: the 40 minutes are read in four 10-minute windows — two per half. Michigan never won a half by more than 4 and never trailed one. That's the shape of a champion grinding.

DEEP DIVE · GAME FLOW, MOMENTUM & CLUTCH

Game Flow, Momentum & Clutch

— the grind, the gap, the line

CUMULATIVE PBIR THROUGH THE GAME — MICHIGAN PULLS AWAY ON POSSESSION VALUE AND NEVER GIVES IT BACK



<p>W1 · 1ST TEN</p> <p>15-16</p> <p>M +17 · C +11</p>	<p>W2 · 2ND TEN</p> <p>18-13</p> <p>M +26 · C +5</p>	<p>W3 · 3RD TEN</p> <p>15-12</p> <p>M +21 · C +1</p>	<p>W4 · 4TH TEN</p> <p>21-22</p> <p>M +25 · C +22</p>
--	---	---	--

<p>1ST HALF</p> <p>MICH 33 – CONN 29</p> <p>Michigan by 4 at the break</p>	<p>2ND HALF</p> <p>MICH 36 – CONN 34</p> <p>held every charge</p>	<p>FINAL</p> <p>69 – 63</p> <p>Michigan, champions</p>
---	--	---

The clutch (closing ten): UConn's last charge won the final window on the scoreboard, 22-21 — Solo Ball's banked three cut it to four with 37 seconds left. But Michigan won the window's possessions **+25 to +22**, and when the game came down to free throws, the champions went 25-of-28. The biggest single minute of the night belonged to Michigan: **+9 in minute 13**, the surge that flipped the lead for good.

DEEP DIVE · GAME DNA

THE TWO IDENTITIES THAT MET IN THE FINAL

NOT THE BOX SCORE — THE IDENTITY

Game DNA — who each team actually was

A coach doesn't think in box scores — he thinks in **identities**. Strip the night down to who each team **was**, and the championship makes sense.

MICHIGAN DNA

THE CHAMPION'S IDENTITY — +89

INTERIOR TEAM

40 two-point tries to just 15 threes — 19 of 21 makes came from inside the arc.

FREE-THROW TEAM

25-of-28 at the line (89%) — 28 trips earned by attacking downhill.

POSSESSION-SECURITY TEAM

10 turnovers — protected the ball better than anyone on the floor.

RIM-PROTECTION TEAM

6 blocks and 6 steals — a back line that held when it mattered.

UCONN DNA

THE RUNNER-UP'S IDENTITY — +39

THREE-POINT TEAM

33 of 68 shots came from deep — 49% of everything they put up.

VOLUME TEAM

68 field-goal attempts — 13 more than Michigan, chasing makes instead of trips.

REBOUNDING TEAM

46 boards (22 offensive) — won the glass decisively, and still lost.

THE IDENTITY CLASH — HEAD TO HEAD

SHOT DIET

73% twos
MICHIGAN

49% threes
UCONN

FREE THROWS

28 trips
MICHIGAN

16 trips
UCONN

BALL SECURITY

10 TO
MICHIGAN

11 TO
UCONN

THE GLASS

39 reb
MICHIGAN

46 reb ▲
UCONN — THE ONE THEY WON

WHICH DNA WON?

Michigan's **interior · free-throw · ball-security** profile contrasted with UConn's **perimeter-volume · rebounding** profile — possession value **+89 to +39**. Michigan took more of its shots inside and at the line; UConn took more of its shots from three.

Identity beat volume.

DEEP DIVE · MICHIGAN — IMPACT

Michigan — Highest & Lowest Impact

Pure data, ranked — who earned the floor, top to bottom (★ = starter). Efficiency is PBiR per minute.

PBiR™ TEAM HIGH

Morez Johnson Jr. (Michigan) +30

12 pts · 10 reb · 0 ast · 28 min · +1.07/min efficiency

PRIMARY DRIVERS — WHAT BUILT THE +30

10 rebounds (5 offensive) · 10 points inside · 2 blocks · drew 1 foul

The events that drove the mark — the value is in the work, not the points alone.

▲ HIGHEST IMPACT

<p>#1 M. Johnson Jr. ★</p> <p>+30</p> <p>+1.07/min 28m · 12/10/0 FG 5-7 · 3PT 0-0 W1-W4: +11 · +5 · +7 · +7</p> <p>▲ 10 rebounds</p>	<p>#2 E. Cadeau ★</p> <p>+18</p> <p>+0.60/min 30m · 19/3/2 FG 5-11 · 3PT 1-4 W1-W4: +10 · -1 · +5 · +4</p> <p>▲ 13 made shots</p>	<p>#3 T. McKenney</p> <p>+12</p> <p>+0.41/min 29m · 9/8/1 FG 2-9 · 3PT 1-4 W1-W4: -1 · +0 · +2 · +11</p> <p>▲ 8 rebounds</p>	<p>#4 A. Mara ★</p> <p>+11</p> <p>+0.37/min 30m · 8/4/1 FG 4-7 · 3PT 0-0 W1-W4: -4 · +13 · +1 · +1</p> <p>▲ 4 rebounds</p>	<p>#5 R. Gayle Jr.</p> <p>+11</p> <p>+0.44/min 25m · 4/4/2 FG 1-4 · 3PT 0-0 W1-W4: +3 · +7 · +2 · -1</p> <p>▲ 4 rebounds</p>
--	---	--	--	--

▼ LOWEST IMPACT

<p>#1 Y. Lendeborg ★</p> <p>-3</p> <p>-0.08/min 36m · 13/2/1 FG 4-13 · 3PT 0-5 W1-W4: -3 · -4 · +6 · -2</p> <p>▼ 9 missed shots</p>	<p>#2 W. Tschetter</p> <p>+0</p> <p>+0.00/min 6m · 0/1/0 FG 0-1 · 3PT 0-0 W1-W4: +0 · +2 · -2 · +0</p> <p>▼ 1 missed shots</p>	<p>#3 N. Burnett ★</p> <p>+10</p> <p>+0.62/min 16m · 4/4/0 FG 0-3 · 3PT 0-2 W1-W4: +1 · +4 · +0 · +5</p> <p>▼ 3 missed shots</p>	<p>#4 R. Gayle Jr.</p> <p>+11</p> <p>+0.44/min 25m · 4/4/2 FG 1-4 · 3PT 0-0 W1-W4: +3 · +7 · +2 · -1</p> <p>▼ 3 missed shots</p>
---	--	--	--

TEAM PULSE — MICHIGAN PBiR BY TEN-MINUTE WINDOW

<p>W1 · 1ST TEN</p> <p>+17</p> <p>team impact this stretch</p>	<p>W2 · 2ND TEN</p> <p>+26</p> <p>team impact this stretch</p>	<p>W3 · 3RD TEN</p> <p>+21</p> <p>team impact this stretch</p>	<p>W4 · 4TH TEN</p> <p>+25</p> <p>team impact this stretch</p>
---	---	---	---

Morez Johnson Jr. led the team at +30 (10 rebounds); Yaxel Lendeborg finished lowest at -3. PBiR measures what each man did to win the possession — not points alone. Every miss and every turnover is an empty trip, so a high-volume, low-percentage night costs more than it creates.

DEEP DIVE · UCONN — IMPACT

UConn — Highest & Lowest Impact

Pure data, ranked — who earned the floor, top to bottom (★ = starter). Efficiency is PBiR per minute.

PBiR™ TEAM HIGH

Alex Karaban (UConn) +24

17 pts · 11 reb · 2 ast · 40 min · +0.60/min efficiency

PRIMARY DRIVERS — WHAT BUILT THE +24

11 rebounds (3 offensive) · 4 points inside · 3 made threes · drew 3 fouls

The events that drove the mark — the value is in the work, not the points alone.

▲ HIGHEST IMPACT

<p>#1 A. Karaban★</p> <p>+24</p> <p>+0.60/min 40m · 17/11/2 FG 5-14 · 3PT 3-10 W1-W4: +8 · +1 · +1 · +14</p> <p>▲ 11 rebounds</p>	<p>#2 T. Reed Jr.★</p> <p>+24</p> <p>+0.71/min 34m · 13/14/0 FG 4-12 · 3PT 0-1 W1-W4: +0 · +0 · +8 · +16</p> <p>▲ 14 rebounds</p>	<p>#3 M. Smith</p> <p>+10</p> <p>+0.50/min 20m · 6/3/3 FG 3-6 · 3PT 0-2 W1-W4: +6 · +5 · +2 · -3</p> <p>▲ 3 rebounds</p>	<p>#4 J. Ross</p> <p>+4</p> <p>+0.21/min 19m · 3/4/0 FG 0-2 · 3PT 0-1 W1-W4: +3 · -1 · +3 · -1</p> <p>▲ 4 rebounds</p>	<p>#5 S. Demary Jr.★</p> <p>+0</p> <p>+0.00/min 21m · 2/2/2 FG 1-4 · 3PT 0-1 W1-W4: -1 · +0 · +2 · -1</p> <p>▲ 2 rebounds</p>
---	---	--	--	---

▼ LOWEST IMPACT

<p>#1 S. Ball★</p> <p>-12</p> <p>-0.75/min 16m · 11/0/0 FG 4-10 · 3PT 3-7 W1-W4: +1 · +3 · -11 · -5</p> <p>▼ 6 missed shots</p>	<p>#2 J. Stewart</p> <p>-5</p> <p>-0.56/min 9m · 0/2/0 FG 0-3 · 3PT 0-1 W1-W4: +0 · -3 · +0 · -2</p> <p>▼ 3 missed shots</p>	<p>#3 E. Reibe</p> <p>-3</p> <p>-0.60/min 5m · 0/0/0 FG 0-0 · 3PT 0-0 W1-W4: +0 · -3 · +0 · +0</p> <p>▼ 1 turnovers</p>	<p>#4 B. Mullins★</p> <p>-3</p> <p>-0.08/min 36m · 11/7/2 FG 4-17 · 3PT 3-10 W1-W4: -6 · +3 · -4 · +4</p> <p>▼ 13 missed shots</p>
---	--	---	--

TEAM PULSE — UCONN PBiR BY TEN-MINUTE WINDOW

<p>W1 · 1ST TEN</p> <p>+11</p> <p>team impact this stretch</p>	<p>W2 · 2ND TEN</p> <p>+5</p> <p>team impact this stretch</p>	<p>W3 · 3RD TEN</p> <p>+1</p> <p>team impact this stretch</p>	<p>W4 · 4TH TEN</p> <p>+22</p> <p>team impact this stretch</p>
---	--	--	---

Alex Karaban led the team at +24 (11 rebounds); Solo Ball finished lowest at -12. PBiR measures what each man did to win the possession — not points alone. Every miss and every turnover is an empty trip, so a high-volume, low-percentage night costs more than it creates.

DEEP DIVE · THE MATCHUPS

The Matchups

— where the game was actually won

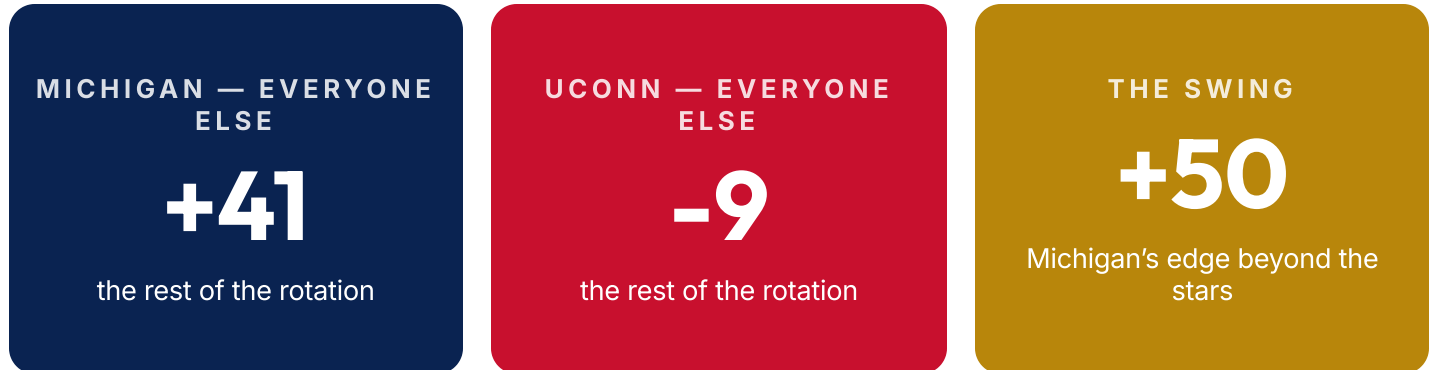
The box score says two great teams. The impact data says something sharper: the stars cancelled out — and the game was decided by everyone else.

THE STARS FOUGHT EVEN



Both top duos landed on **+48**. The best players on the floor traded blows to a draw.

THE SUPPORTING CAST DECIDED IT



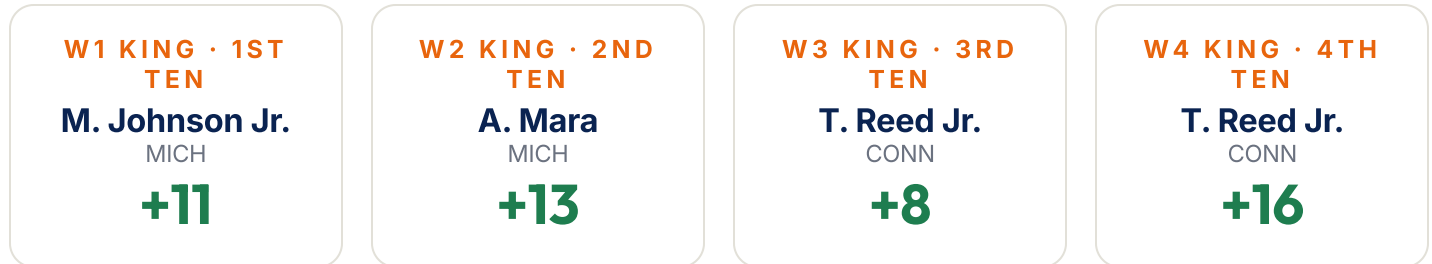
Here is the championship in one line: the stars fought to a **+48 draw**. Behind them, Michigan's supporting cast posted **+41** while UConn's went **-9** — a **50-point swing** from the players nobody bought a ticket to see. A. Karaban and T. Reed Jr. did everything UConn asked of them. It still wasn't enough, because a title game is won across all ten roster spots — and only one bench showed up.

DEEP DIVE · PRODUCTION VS EFFICIENCY

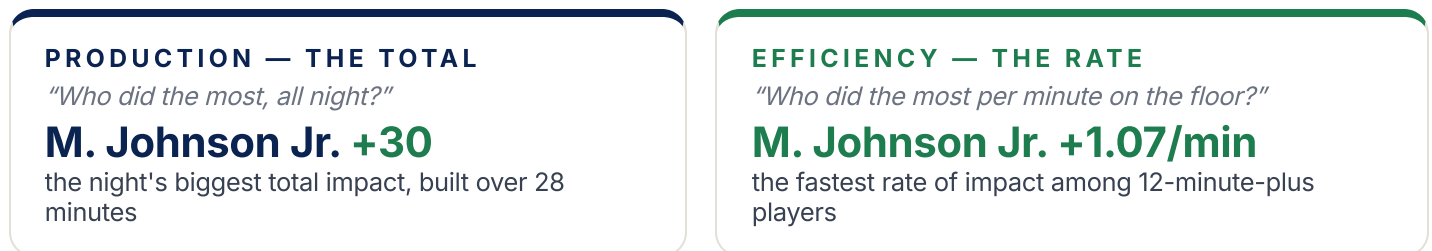
Window Kings & the Efficiency Thermometer —

the total vs the rate

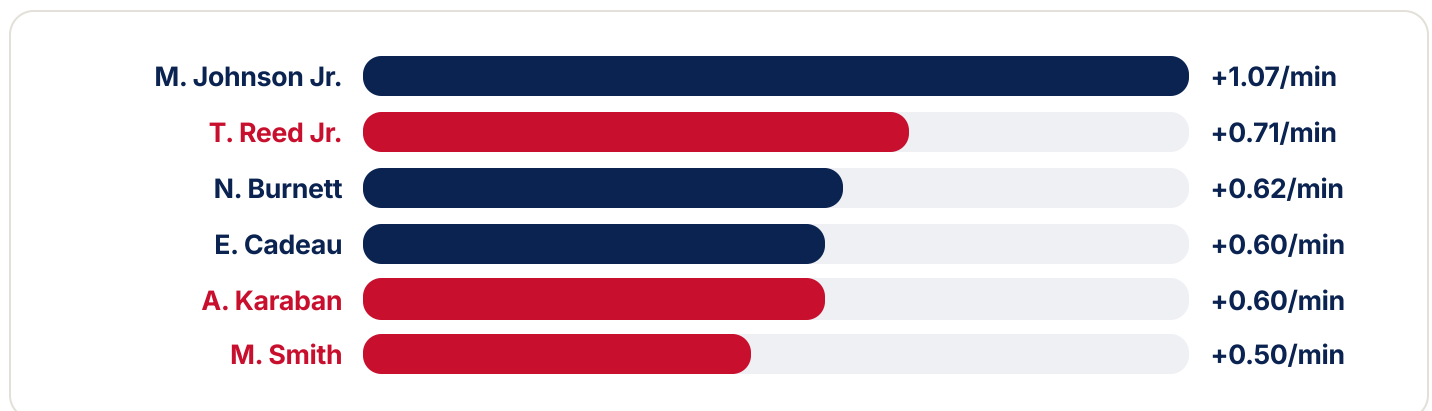
WHO RULED EACH TEN-MINUTE WINDOW — HIGHEST PBIR IN THE STRETCH



TWO DIFFERENT CROWNS — DON'T MIX THEM UP



THE EFFICIENCY THERMOMETER — PBIR PER MINUTE, 12+ MINUTES PLAYED



Read the thermometer like a speedometer — it measures how **FAST** a player produced impact, not how much. M. Johnson Jr.'s +30 was the biggest **TOTAL** of the night; M. Johnson Jr.'s +1.07 per minute was the fastest **RATE**. Navy bars are Michigan; red are UConn — and the color balance of this chart is the game in one picture.

DEEP DIVE · STARTERS VS BENCH

Starters vs Bench — who built it, and when

WHERE THE IMPACT CAME FROM — FIRST UNIT VS THE BENCH, BY PBIR, WINDOW BY WINDOW

<p style="text-align: center; margin: 0;">MICH STARTERS</p> <p style="text-align: center; font-size: 2em; margin: 5px 0;">+66</p> <table style="width: 100%; text-align: center; font-size: 0.8em;"> <tr> <td>W1</td><td>W2</td><td>W3</td><td>W4</td> </tr> <tr> <td>+15</td><td>+17</td><td>+19</td><td>+15</td> </tr> </table>	W1	W2	W3	W4	+15	+17	+19	+15	<p style="text-align: center; margin: 0;">MICH BENCH</p> <p style="text-align: center; font-size: 2em; margin: 5px 0;">+23</p> <table style="width: 100%; text-align: center; font-size: 0.8em;"> <tr> <td>W1</td><td>W2</td><td>W3</td><td>W4</td> </tr> <tr> <td>+2</td><td>+9</td><td>+2</td><td>+10</td> </tr> </table>	W1	W2	W3	W4	+2	+9	+2	+10	<p style="text-align: center; margin: 0;">CONN STARTERS</p> <p style="text-align: center; font-size: 2em; margin: 5px 0;">+33</p> <table style="width: 100%; text-align: center; font-size: 0.8em;"> <tr> <td>W1</td><td>W2</td><td>W3</td><td>W4</td> </tr> <tr> <td>+2</td><td>+7</td><td>-4</td><td>+28</td> </tr> </table>	W1	W2	W3	W4	+2	+7	-4	+28	<p style="text-align: center; margin: 0;">CONN BENCH</p> <p style="text-align: center; font-size: 2em; margin: 5px 0;">+6</p> <table style="width: 100%; text-align: center; font-size: 0.8em;"> <tr> <td>W1</td><td>W2</td><td>W3</td><td>W4</td> </tr> <tr> <td>+9</td><td>-2</td><td>+5</td><td>-6</td> </tr> </table>	W1	W2	W3	W4	+9	-2	+5	-6
W1	W2	W3	W4																																
+15	+17	+19	+15																																
W1	W2	W3	W4																																
+2	+9	+2	+10																																
W1	W2	W3	W4																																
+2	+7	-4	+28																																
W1	W2	W3	W4																																
+9	-2	+5	-6																																

Michigan					
PLAYER	W1	W2	W3	W4	PBiR
STARTERS					
M. Johnson Jr.	+11	+5	+7	+7	+30
E. Cadeau	+10	-1	+5	+4	+18
A. Mara	-4	+13	+1	+1	+11
N. Burnett	+1	+4	+0	+5	+10
Y. Lendeborg	-3	-4	+6	-2	-3
BENCH					
T. McKenney	-1	+0	+2	+11	+12
R. Gayle Jr.	+3	+7	+2	-1	+11
W. Tschetter	+0	+2	-2	+0	+0

UConn					
PLAYER	W1	W2	W3	W4	PBiR
STARTERS					
A. Karaban	+8	+1	+1	+14	+24
T. Reed Jr.	+0	+0	+8	+16	+24
S. Demary Jr.	-1	+0	+2	-1	+0
B. Mullins	-6	+3	-4	+4	-3
S. Ball	+1	+3	-11	-5	-12
BENCH					
M. Smith	+6	+5	+2	-3	+10
J. Ross	+3	-1	+3	-1	+4
E. Reibe	+0	-3	+0	+0	-3
J. Stewart	+0	-3	+0	-2	-5

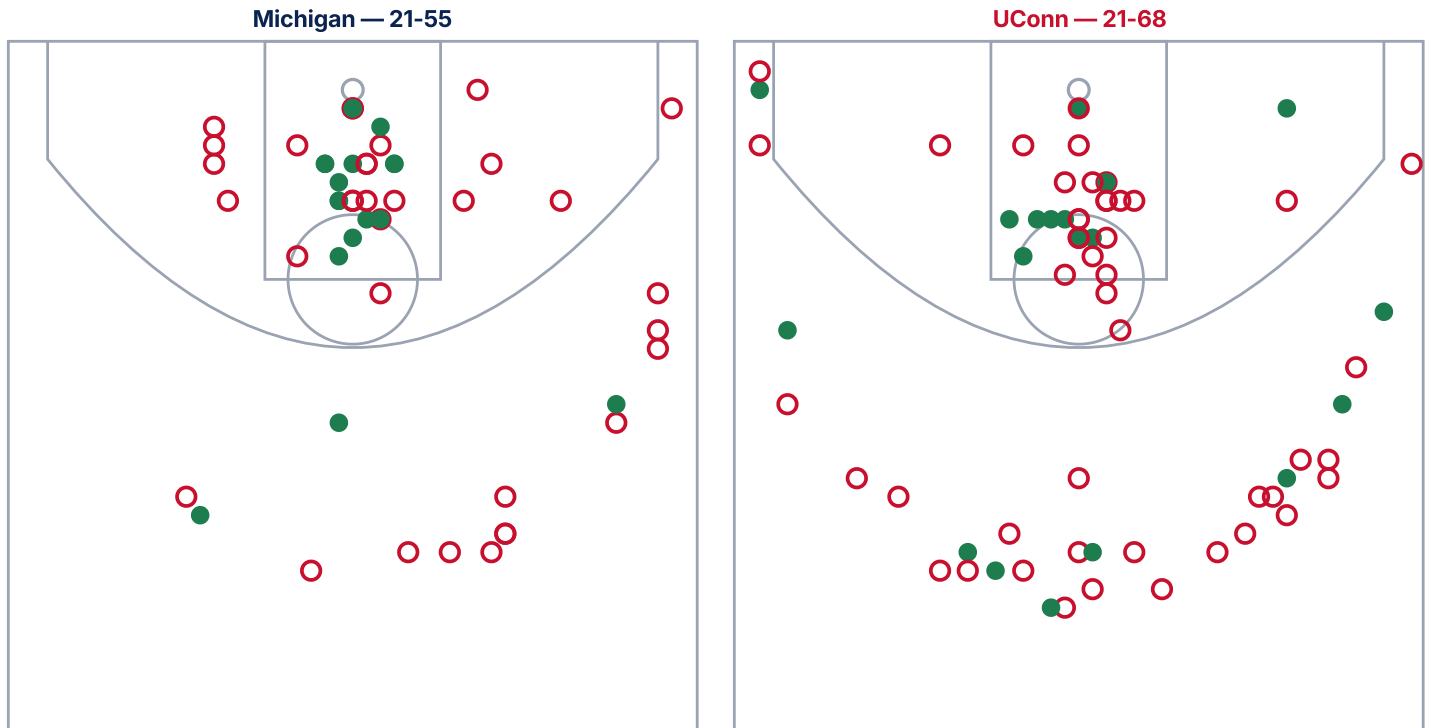
The window rows tell the championship: Michigan's starters produced **+66** and the bench added **+23** more — two waves, same standard. UConn's starters fought to **+33**, but the Husky bench managed just **+6**; when the legs went late, there was no second wave coming.

DEEP DIVE · SHOT CHARTS

Shot Charts — Both Teams

— where the shots came from

BOTH TEAMS, WHERE THE SHOTS CAME FROM — ● MADE ○ MISSED · EVERY DOT IS A REAL ATTEMPT FROM THE OFFICIAL FEED



WHERE THEY LIVED — ATTEMPT MIX FROM THE FEED COORDINATES

MICHIGAN INSIDE THE ARC
40 of 55
attempts were 2s — 19 makes

UCONN BEHIND THE ARC
33 of 68
attempts were 3s — 9 makes

FREE-THROW EDGE
25-12
made at the line — a 13-point margin

THE TRADE THAT DECIDED A CHAMPIONSHIP

40 twos + 25 free throws vs **33 threes**

MICHIGAN LIVED INSIDE vs UCONN LIVED OUTSIDE

Michigan's points came from the paint and the line; UConn's came more from the arc.

The night in two pictures: Michigan lived at the rim and the line (2-of-15 from three); UConn attempted 33 threes and made 9, with a stretch of 11 straight misses in the second half. Both teams made 21 field goals from the floor, from different areas, and Michigan added 25 made free throws.

Shot locations are plotted from the official play-by-play coordinates, normalized to one half court per team. Free throws are not shots from the floor and are not plotted.

DEEP DIVE · FULL BREAKDOWN — UCONN

Full Breakdown — UConn

EVERY PLAYER, EVERY TEN-MINUTE WINDOW — PBiR BY WINDOW AND THE FULL BOX LINE. ★ = STARTER

PLAYER	PBiR	W1	W2	W3	W4	MIN	PTS	REB	AST	STL	BLK	FG
Alex Karaban ★	+24	+8	+1	+1	+14	40	17	11	2	2	0	5-14
Tarris Reed Jr. ★	+24	+0	+0	+8	+16	34	13	14	0	1	0	4-12
Malachi Smith	+10	+6	+5	+2	-3	20	6	3	3	1	0	3-6
Jayden Ross	+4	+3	-1	+3	-1	19	3	4	0	0	0	0-2
Silas Demary Jr. ★	+0	-1	+0	+2	-1	21	2	2	2	0	1	1-4
Braylon Mullins ★	-3	-6	+3	-4	+4	36	11	7	2	0	1	4-17
Eric Reibe	-3	+0	-3	+0	+0	5	0	0	0	0	0	0-0
Jaylin Stewart	-5	+0	-3	+0	-2	9	0	2	0	0	0	0-3
Solo Ball ★	-12	+1	+3	-11	-5	16	11	0	0	0	0	4-10
TEAM — reconciles	+39	+11	+5	+1	+22	window sums tie the team PBiR — the ledger proves out						

UConn's full ledger, reconciled to the official box. PBiR is shown by ten-minute window so you can see exactly when each player helped or hurt — Reed and Karaban led UConn across all four windows; the team finished 9-of-33 from three.

DEEP DIVE · FULL BREAKDOWN — MICHIGAN

Full Breakdown — Michigan

EVERY PLAYER, EVERY TEN-MINUTE WINDOW — PBiR BY WINDOW AND THE FULL BOX LINE. ★ = STARTER

PLAYER	PBiR	W1	W2	W3	W4	MIN	PTS	REB	AST	STL	BLK	FG
Morez Johnson Jr. ★	+30	+11	+5	+7	+7	28	12	10	0	1	2	5-7
Elliot Cadeau ★	+18	+10	-1	+5	+4	30	19	3	2	2	0	5-11
Trey McKenney	+12	-1	+0	+2	+11	29	9	8	1	0	0	2-9
Aday Mara ★	+11	-4	+13	+1	+1	30	8	4	1	1	1	4-7
Roddy Gayle Jr.	+11	+3	+7	+2	-1	25	4	4	2	0	2	1-4
Nimari Burnett ★	+10	+1	+4	+0	+5	16	4	4	0	2	0	0-3
Will Tschetter	+0	+0	+2	-2	+0	6	0	1	0	0	0	0-1
Yaxel Lendeborg ★	-3	-3	-4	+6	-2	36	13	2	1	0	1	4-13
TEAM — reconciles	+89	+17	+26	+21	+25	window sums tie the team PBiR — the ledger proves out						

Michigan's full ledger, reconciled to the official box. PBiR is shown by ten-minute window so you can see exactly when each player helped or hurt — Johnson and Cadeau set the tone early and the whole rotation stayed in the green when it mattered.

DEEP DIVE · THE SPOKEN SUMMARY

The Spoken Summary

 — the game in a coach's voice

THE GAME, IN A COACH'S VOICE — THE READBACK THAT LANDS IN YOUR INBOX

Michigan wins the national championship in Indianapolis, **69–63**, the program's first title since 1989 — and the first time UConn has ever lost a championship game. Michigan made 2 of 15 from three and was out-rebounded 46–39, but reached the free-throw line 28 times and converted 25.

The first half was a fistfight — Michigan took it to the break **33–29** despite an 0-for-8 start from three. By PBiR, Michigan led the minute war 23–16 by the final horn and held a possession-value edge of **+89 to +39**; UConn finished 9-of-33 from three, including 11 straight misses in the second half.

Morez Johnson Jr. was the game: **+30**, the night's high — 12 points, 10 boards, 2 blocks, and the muscle that put Michigan in the bonus. Elliot Cadeau went for **+18** and a game-high 19, Most Outstanding Player. For UConn, Tarris Reed Jr. and Alex Karaban tied at **+24** against the program that traded him and the program he stayed for — 13 and 14 for Reed, 17 and 11 for Karaban.

The takeaway: both teams made 21 field goals. The margins were at the free-throw line (25-of-28 to 12-of-16) and in turnovers (three fewer for Michigan). Michigan won the title shooting 2-of-15 from three.

THE LINE THAT TELLS THE NIGHT

Two threes. Twenty-five free throws. One championship.

PART 4 · THE MINUTE-BY-MINUTE RECORD ALL 40 MINUTES, GRADED

THE RECORD · THE INDEX, MINUTE BY MINUTE

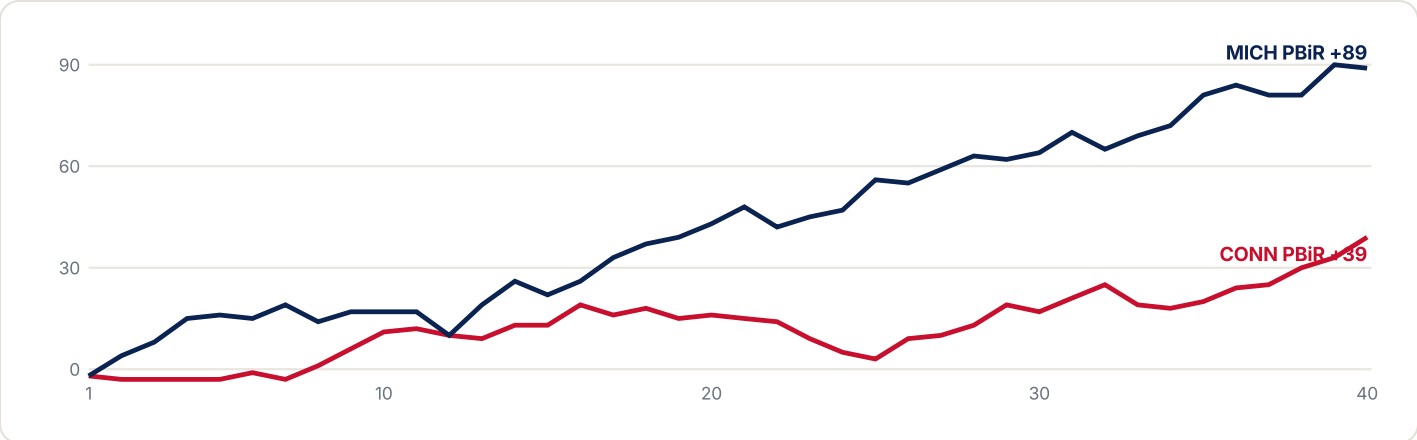
Two Races, One Game

40
minutes · 40 reads

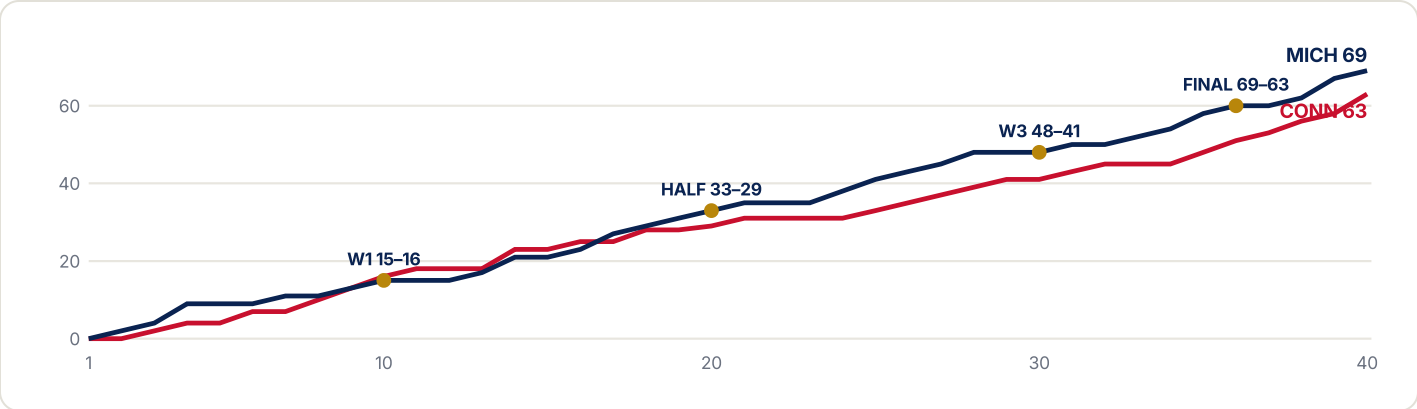
23-16
minute war, Michigan (1 tied)

+9
biggest minute — min 13, Michigan

THE IMPACT RACE — CUMULATIVE PBiR BY MINUTE. THIS IS IMPACT, NOT POINTS — MICHIGAN WON THIS RACE +89 TO +39, AND THIS TIME THE GAME FOLLOWED.



THE SCOREBOARD RACE — CUMULATIVE POINTS BY MINUTE, WITH THE SCORE AT EVERY LANDMARK. THIS ONE ENDS WHERE THE GAME DID: MICHIGAN 69, UCONN 63.



NON-COMPETITIVE INFORMATION Venue: Lucas Oil Stadium, Indianapolis · Attendance: 70,720

James Breeding

Kipp Kissinger

Jeff Anderson

Officials per the official game feed. Reference only — not graded in the PBiR.

THE RECORD · MINUTE-BY-MINUTE THERMOMETER · 1ST TEN — MINUTES 1-10 (1ST HALF · MICH 15 · CONN 16 PTS THIS STRETCH)

MICH vs CONN — ten minutes at a time — 69-63, Michigan

MIN	TEAM	MIN PBiR	MADE 3	MADE 2	FREE THROW	OFF REB	DEF REB	ASSIST	STEAL	BLOCK	DREW FOUL	MISS 3	MISS 2	MISS FT	TURNOVER	FOUL	SCORE
1	MICH	-2	1	2	.	.	.	0
	CONN	-2	1	.	.	.	0
2	MICH	+6	.	1	.	.	1	1	2
	CONN	-1	1	1	0
3	MICH	+4	.	1	.	.	1	4
	CONN	+0	.	1	1	.	.	.	2
4	MICH	+7	.	1	3	2	1	1	1	.	.	.	9
	CONN	+0	.	1	2	4
5	MICH	+1	1	.	.	1	.	.	.	9
	CONN	+0	1	1	.	.	.	4
6	MICH	-1	1	.	.	1	.	.	.	1	9
	CONN	+2	1	.	.	1	1	1	.	.	1	.	7
7	MICH	+4	.	1	.	.	1	.	.	.	1	.	.	1	.	.	11
	CONN	-2	1	1	.	.	2	7
8	MICH	-5	1	1	.	.	.	11
	CONN	+4	1	.	.	.	1	1	10
9	MICH	+3	.	1	.	.	1	1	13
	CONN	+5	.	1	1	.	1	.	.	.	1	.	.	1	.	.	13
10	MICH	+0	.	1	.	1	1	.	1	.	15
	CONN	+5	1	.	.	1	.	1	.	.	.	1	16

W1 TOTALS

MICH	+17	0	6	3	3	5	1	1	1	2	3	6	1	1	2	15
CONN	+11	3	3	1	2	6	1	0	0	1	3	4	1	1	5	16

Green = won that minute · Red = lost it · Yellow = tied (PBiR). Min PBiR = that minute's impact. Score = running points on the scoreboard.

THE RECORD · MINUTE-BY-MINUTE THERMOMETER · 2ND TEN — MINUTES 11-20
(1ST HALF · MICH 18 · CONN 13 PTS THIS STRETCH)

MICH vs CONN — ten minutes at a time — 69-63, Michigan

MIN	TEAM	MIN PBiR	MADE 3	MADE 2	FREE THROW	OFF REB	DEF REB	ASSIST	STEAL	BLOCK	DREW FOUL	MISS 3	MISS 2	MISS FT	TURNOVER	FOUL	SCORE
11	MICH	+0	1	.	.	1	15
	CONN	+1	.	1	.	.	1	1	.	18
12	MICH	-7	1	1	1	.	1	1	15
	CONN	-2	.	.	.	1	1	2	.	.	.	1	18
13	MICH	+9	.	1	.	.	1	1	.	1	17
	CONN	-1	.	.	.	1	2	.	.	.	18
14	MICH	+7	.	.	4	.	1	.	.	.	2	1	21
	CONN	+4	1	.	2	.	.	1	.	.	1	.	1	.	.	2	23
15	MICH	-4	1	2	21
	CONN	+0	.	.	.	1	1	1	1	.	.	.	23
16	MICH	+4	.	.	2	1	1	.	1	.	.	.	23
	CONN	+6	.	1	.	1	1	1	1	.	.	1	25
17	MICH	+7	.	1	2	1	1	1	.	.	1	1	1	.	.	.	27
	CONN	-3	1	.	.	1	.	1	.	.	1	2	25
18	MICH	+4	.	1	.	.	1	29
	CONN	+2	1	1	.	.	.	1	28
19	MICH	+2	.	1	.	.	1	1	.	.	.	31
	CONN	-3	.	.	.	1	2	28
20	MICH	+4	.	1	.	1	1	1	.	.	1	33
	CONN	+1	.	.	1	.	1	.	.	.	1	.	1	1	.	.	29

W2 TOTALS

MICH	+26	0	5	8	3	8	2	1	1	4	5	5	0	1	3	33
CONN	+5	2	2	3	5	6	3	0	1	2	7	6	1	2	6	29

Green = won that minute · Red = lost it · Yellow = tied (PBiR). Min PBiR = that minute's impact. Score = running points on the scoreboard.

THE RECORD · MINUTE-BY-MINUTE THERMOMETER · 3RD TEN — MINUTES 21-30
(2ND HALF · MICH 15 · CONN 12 PTS THIS STRETCH)

MICH vs CONN — ten minutes at a time — 69-63, Michigan

MIN	TEAM	MIN PBiR	MADE 3	MADE 2	FREE THROW	OFF REB	DEF REB	ASSIST	STEAL	BLOCK	DREW FOUL	MISS 3	MISS 2	MISS FT	TURNOVER	FOUL	SCORE
21	MICH	+5	·	·	2	·	1	·	·	·	1	·	·	·	·	·	35
	CONN	-1	·	1	·	1	·	·	·	·	·	1	1	·	·	1	31
22	MICH	-6	·	·	·	·	·	·	·	·	·	1	·	·	1	·	35
	CONN	-1	·	·	·	·	1	·	·	·	·	·	·	·	1	·	31
23	MICH	+3	·	·	·	·	1	·	2	·	·	·	1	·	1	·	35
	CONN	-5	·	·	·	·	1	·	1	·	·	1	·	·	2	1	31
24	MICH	+2	·	1	1	·	1	·	·	·	1	·	·	·	1	1	38
	CONN	-4	·	·	·	·	·	·	·	·	·	1	·	·	·	1	31
25	MICH	+9	·	1	1	1	·	·	1	1	1	·	2	·	·	·	41
	CONN	-2	·	1	·	2	1	·	·	·	·	1	1	·	2	1	33
26	MICH	-1	·	1	·	·	·	·	·	·	·	1	·	·	·	·	43
	CONN	+6	·	1	·	·	1	1	·	·	·	·	·	·	·	·	35
27	MICH	+4	·	1	·	·	1	·	·	·	·	·	·	·	·	·	45
	CONN	+1	·	1	·	2	·	·	·	·	·	1	2	·	·	·	37
28	MICH	+4	1	·	·	·	·	1	·	·	·	·	·	·	·	1	48
	CONN	+3	·	·	2	1	·	·	·	·	1	1	·	·	·	·	39
29	MICH	-1	·	·	·	·	1	·	·	1	·	·	3	·	·	·	48
	CONN	+6	·	1	·	·	3	·	·	1	·	1	1	·	·	·	41
30	MICH	+2	·	·	·	·	2	·	·	1	·	1	1	·	·	·	48
	CONN	-2	·	·	·	1	1	·	·	·	·	1	2	·	·	·	41

W3 TOTALS

MICH	+21	1	4	4	1	7	1	3	3	3	3	7	0	3	2	48
CONN	+1	0	5	2	7	8	1	1	1	1	8	7	0	5	4	41

Green = won that minute · Red = lost it · Yellow = tied (PBiR). Min PBiR = that minute's impact. Score = running points on the scoreboard.

THE RECORD · MINUTE-BY-MINUTE THERMOMETER · 4TH TEN — MINUTES 31-40 (2ND HALF · MICH 21 · CONN 22 PTS THIS STRETCH)

MICH vs CONN — ten minutes at a time — 69-63, Michigan

MIN	TEAM	MIN PBiR	MADE 3	MADE 2	FREE THROW	OFF REB	DEF REB	ASSIST	STEAL	BLOCK	DREW FOUL	MISS 3	MISS 2	MISS FT	TURNOVER	FOUL	SCORE
31	MICH	+6	·	1	·	2	1	·	·	1	·	1	·	·	1	1	50
	CONN	+4	·	1	·	1	·	·	1	·	·	·	2	·	·	·	43
32	MICH	-5	·	·	·	·	·	·	·	·	·	1	1	·	·	·	50
	CONN	+4	·	1	·	·	1	·	·	·	·	·	·	·	·	·	45
33	MICH	+4	·	1	·	·	·	1	1	·	·	·	·	·	1	·	52
	CONN	-6	·	·	·	·	·	·	·	·	·	1	·	·	1	·	45
34	MICH	+3	·	·	2	·	1	·	·	·	1	·	·	·	·	2	54
	CONN	-1	·	·	·	2	·	·	·	·	1	1	1	2	·	1	45
35	MICH	+9	·	2	·	1	1	1	·	·	·	·	1	·	·	·	58
	CONN	+2	1	·	·	·	·	1	·	·	·	1	·	·	·	·	48
36	MICH	+3	·	·	2	·	·	·	·	·	1	·	·	·	·	·	60
	CONN	+4	1	·	·	·	·	1	·	·	·	·	·	·	·	1	51
37	MICH	-3	·	·	·	·	·	·	·	·	·	·	1	·	·	1	60
	CONN	+1	·	·	2	·	1	·	·	·	1	·	·	·	1	1	53
38	MICH	+0	·	·	2	·	·	·	·	·	1	·	·	·	1	·	62
	CONN	+5	1	·	·	·	·	1	1	·	·	·	1	·	·	1	56
39	MICH	+9	1	·	2	·	1	1	·	·	1	·	·	·	·	1	67
	CONN	+3	·	·	2	2	·	·	·	·	1	1	1	·	·	1	58
40	MICH	-1	·	·	2	·	2	·	·	·	2	·	·	2	2	1	69
	CONN	+6	1	·	2	1	1	1	1	·	1	2	1	·	·	2	63

W4 TOTALS

MICH	+25	1	4	10	3	6	3	1	1	6	2	3	2	5	6	69
CONN	+22	4	2	6	6	3	4	3	0	4	6	6	2	2	7	63

GAME TOTALS — RECONCILES TO THE FINAL SCORE

TEAM	PBiR	MADE 3	MADE 2	FREE THROW	OFF REB	DEF REB	ASSIST	STEAL	BLOCK	DREW FOUL	MISS 3	MISS 2	MISS FT	TURNOVER	FOUL	PTS
MICH	+89	2	19	25	10	26	7	6	6	15	13	21	3	10	13	69
CONN	+39	9	12	12	20	23	9	4	2	8	24	23	4	10	22	63

MICH won 23 min

CONN won 16 min

1 tied

Green = won that minute · Red = lost it · Yellow = tied (PBiR). Min PBiR = that minute's impact. Score = running points on the scoreboard.

THE COACH'S READ

EVIDENCE-BASED ADJUSTMENTS · THE DECISION LAYER

FROM THE DATA — TO YOUR MONDAY

The Coach's Read

 — evidence-based adjustments

The pages before this told you **what happened** and **why**. This is the page a coach acts on. Every read is triggered by a number from this game — never a hunch. We **inform** the decision; the call is yours.

The game was won in the middle, not at the buzzer

CONFIDENCE: HIGH

SIGNAL — WHAT THE DATA SHOWS

Michigan won the two middle ten-minute windows **+47 to +6** (26–5 in the 2nd, 21–1 in the 3rd) and the minute war **23–16**.

READ — WHAT IT MEANS

This title wasn't a late dagger — it was a wall built between the 10- and 30-minute marks that UConn never climbed. The scoreboard stayed close; the possessions did not.

DO — WHAT THE NUMBERS SUGGEST

Michigan: chart exactly what was on the floor in windows 2–3 — lineup, tempo, coverage. That's your closing identity; rep it. **UConn:** your film work starts at the middle of the game, not the final possession.

Two shot profiles — the line and the arc

CONFIDENCE: HIGH

SIGNAL — WHAT THE DATA SHOWS

UConn went **9-of-33 from three (27%)**; Michigan went **2-of-15 from three** and **25-of-28 at the line**.

READ — WHAT IT MEANS

Two different shot profiles. Michigan's points came inside and at the line; UConn took 33 of its shots from three and made 9, including 11 straight misses in the second half.

DO — WHAT THE NUMBERS SUGGEST

Michigan: protect the interior-and-contact identity — it's repeatable and it travels in March. **UConn:** the question isn't 'make more threes,' it's 'why did 33 go up?' Rim pressure and shot selection, not shooting touch.

Tougher, and more careful with the ball

CONFIDENCE: HIGH

SIGNAL — WHAT THE DATA SHOWS

Michigan: **9 turnovers, 28 free-throw attempts**. UConn: **12 turnovers, 16 attempts**.

READ — WHAT IT MEANS

That's not a shooting edge — it's a toughness-and-discipline edge. Michigan gave it away less and got to the line nearly twice as often — the quietest, most repeatable wins in the box.

DO — WHAT THE NUMBERS SUGGEST

Michigan: keep hunting contact and protecting the ball — it's the floor under the whole night. **UConn:** foul discipline on defense, contact-drawing on offense — close that 12-trip gap at the line.

HOW THIS PAGE THINKS — WHAT THE ENGINE REFUSED TO SAY

- We did **not** tell UConn to "rebound more." They won the glass **46–39** — the margin came from shot location and conversion, not the boards. Worth identifying the actual driver before the next one.
- We did **not** grade Karaban or Reed as the failure. Both went **+24** against a title defense. The gap was team shot selection and the middle windows — not your two best players.
- We did **not** name a rematch winner. The next-game signal isn't reliable enough to sell you a result. This is what **this** game says — and what's worth carrying forward.

THE COACH'S READ

PROTECT, FIX & WHAT'S NEXT

KEEP IT · FIX IT · WHAT THE DATA POINTS TO

Protect & Fix — and what's next

PROTECT — Michigan

WHAT WON IT — KEEP DOING IT

The interior + free-throw identity. Won a title with 2 made threes and a 25-of-28 night at the line. **[HIGH]**

The middle-window surge. +47 to +6 across windows 2-3 — that's the closing gear. **[HIGH]**

Morez Johnson Jr. as the two-way anchor. Game-high +30 — 12 pts, 10 reb, 2 blk, and the muscle that drew the bonus. **[HIGH]**

Ball security. 9 turnovers against a pressure team keeps a floor under everything. **[MODERATE]**

FIX — UConn

WHAT COST IT — ADDRESS IT

Three-point volume & selection. 9-of-33 (27%) with 11 straight misses — rim pressure first, settle less. **[HIGH]**

Getting to the line. 16 attempts to Michigan's 28 — 12 free trips left on the table. **[HIGH]**

The middle game. +5 then +1 in windows 2-3 — the stretch where the margin moved most. **[HIGH]**

Scoring depth behind the top two. Karaban and Reed both +24; next-best was +10 — find a third creator. **[MODERATE]**

THE DECISION, BY THE NUMBERS

+47/+6

middle windows (2-3)

25-28

Michigan at the line

23-16

minute war (of 40)

+89/+39

possession value

MONDAY'S INSTALL — WHAT THE NUMBERS POINT TO

Suggested priorities to weigh — not a prescription. You build the plan.

- 1 Script the middle 20.** The title moved in windows 2-3 — build and rep a designated mid-game lineup and coverage package; don't leave the 10-30 minute stretch to feel. **[+47 TO +6]**
- 2 Live at the line.** 25-of-28 at the stripe alongside a 2-of-15 three-point night — reward downhill, contact-drawing offense in practice; it's the most repeatable points in March. **[28 FT ATTEMPTS]**
- 3 Earn the three.** 33 threes at 27% — consider a rim-or-rhythm rule: no early contested above-the-break threes. Make the arc a reward, not a habit. **[9-OF-33]**

WHAT THE DATA POINTS TO NEXT — informed anticipation, not a guarantee: If UConn keeps generating 30-plus threes at sub-30%, the engine anticipates this same shape against disciplined interior teams — and if Michigan keeps winning the line and the middle windows, that profile holds up deep in a bracket. That's a **pattern worth preparing for**, not a called result on any single night. **You make the call.**

OKAY, COACH — THAT'S YOUR MONDAY

**The scoreboard said Michigan by 6.
The possessions say Michigan by 50 — and they just told you where to spend practice.**

THE CLOSING PAGE · FOR THE RECORD

For the Record — the game's place in history

The pages before this one are the engine's: every number graded from the official play-by-play and reconciled to the box. This page is the historian's — the verified facts of the night, for the record. **Context, not engine data.**

APRIL 6, 2026 · INDIANAPOLIS

Michigan 69, UConn 63

A first for both programs: Michigan's first title in 37 years — UConn's first championship-game loss, ever.

THE GAME

Michigan 69, UConn 63 — 2026 NCAA National Championship, April 6, 2026, Lucas Oil Stadium, Indianapolis, before 70,720.

FOR MICHIGAN

First national championship since 1989 — ending four title-game losses since — and the Big Ten's first men's title since Michigan State in 2000.

FOR UCONN

The first loss in a championship game in program history, ending a six-for-six title-game record that began with the 1999 crown.

MOST OUTSTANDING PLAYER

Elliot Cadeau, Michigan — a game-high 19 points in the final.

THE OFFICIALS

James Breeding, Kipp Kissinger, Jeff Anderson.

THE FINISH

Solo Ball banked in a three to cut it to four with 37 seconds left; Alex Karaban's tying-look three grazed the rim with 17 seconds to go; Trey McKenney's two free throws closed the 25-of-28 night at the line — and the 37-year wait.

THE NIGHT, BY THE NUMBERS

69-63

the final

25-28

Michigan at the line

2-15

Michigan from three

70,720

in the building

Why this game matters to this report: the box score says UConn out-shot Michigan from three (9 to 2) and out-rebounded the champions — the two stats every broadcast leads with. The possessions say Michigan won the minutes (23-16), the value (+89 to +39), and the line (25-of-28). One of those two stories ends with a trophy. That's the difference between counting what happened and understanding what it meant.

Historical facts verified against multiple public records of the game. This page is informational context and is not produced by the PBR engine.